



SS3020 THRU SS30100

SURFACE MOUNT SCHOTTKY BARRIER RECTIFIER

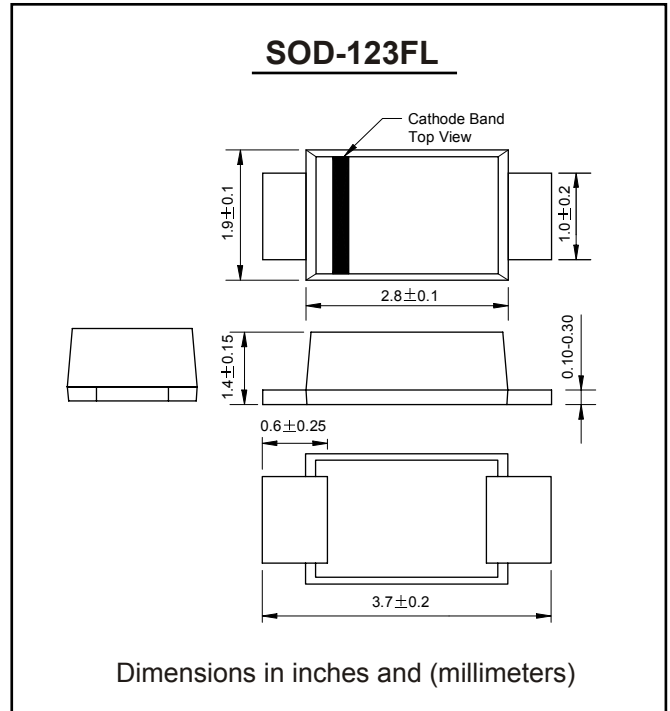
Reverse Voltage - 20 to 100 Volts Forward Current - 3.0 Ampere

FEATURES

- Plastic package has Underwriters Laboratory
- Flammability classification 94V-0 Utilizing Flame
- Retardant Epoxy Molding Compound
- For surface mount applications
- Low leakage current.

MECHANICAL DATA

- Case: SOD-123FL, Molded Plastic
- Terminals: Plated Leads Solderable per MIL-STD-202, Method 208
- Polarity: Cathode Band
- Weight: 0.017 grams



Maximum Ratings @ $T_A=25^\circ\text{C}$ unless otherwise specified

Characteristics	Symbol	SS3020	SS3030	SS3040	SS3050	SS3060	SS3080	SS30100	Unit
Maximum Recurrent Peak Reverse Voltage	V_{RRM}	20	30	40	50	60	80	100	V
Maximum RMS Voltage	V_{RMS}	14	21	28	35	42	56	70	V
Continuous Reverse Voltage	V_R	20	30	40	50	60	80	100	V
Maximum Instantaneous @ $T_A=25^\circ\text{C}$	V_F	0.5		0.65		0.85			V
Maximum Average Forward (Fig.1)	I_O	3.0							A
Peak Forward Surge Current 8.3 ms Single Half Sine-Wave Superimposed on Rated Load (JEDEC Method)	I_{FSM}	80							A
Maximum DC Reverse Current @ $T_A=25^\circ\text{C}$ At Rated DC Blocking Voltage @ $T_A=125^\circ\text{C}$	I_R	0.5 10							mA
Typical Thermal Resistance	$R_{\theta JA}$	85(TYP)							$^\circ\text{C/W}$
Typical Junction Capacitance	C_J	160(TYP)							pF
Operating Temperature Range	T_J	-55 to+125			-55 to+150				$^\circ\text{C}$
Storage Temperature Range	T_{STG}	-55 to+150							$^\circ\text{C}$



SS3020 THRU SS30100

RATINGS AND CHARACTERISTIC CURVES

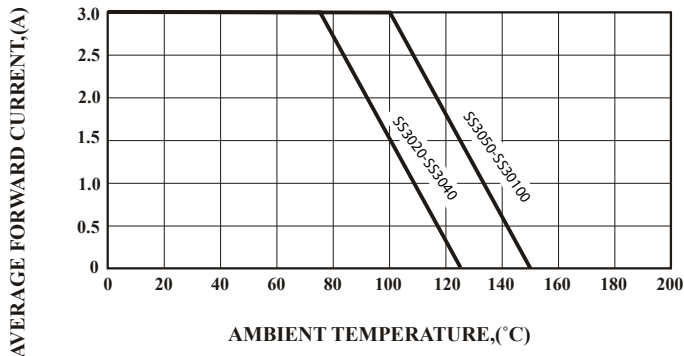


FIG.1 Typical Forward Current Derating Curve

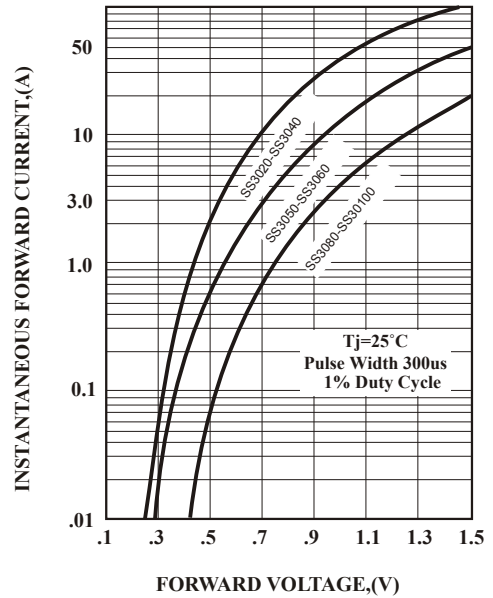


FIG.2 Typical Forward Characteristics

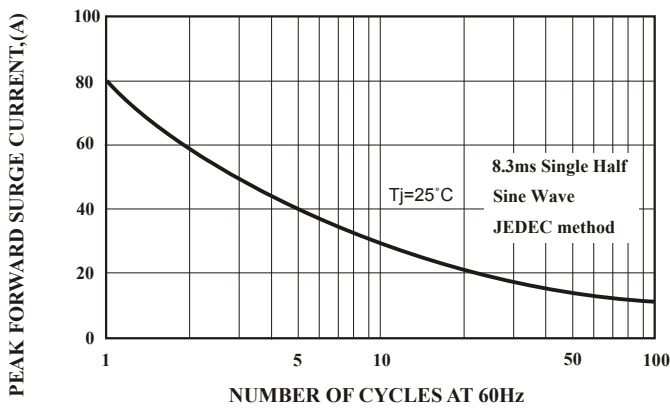


FIG.3 Maximum Non-Repetitive Forward Surge Current

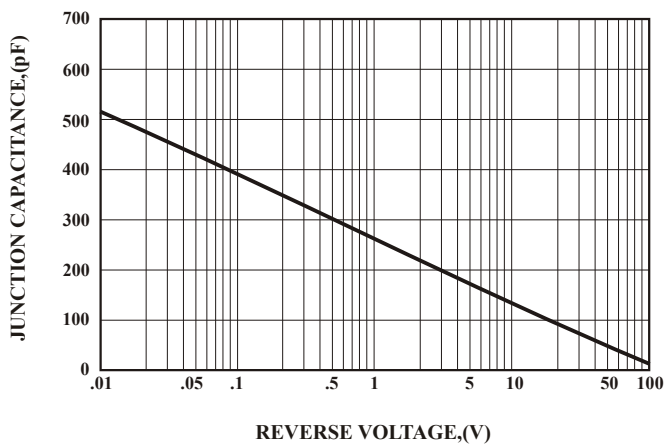


FIG.4 Typical Junction Capacitance

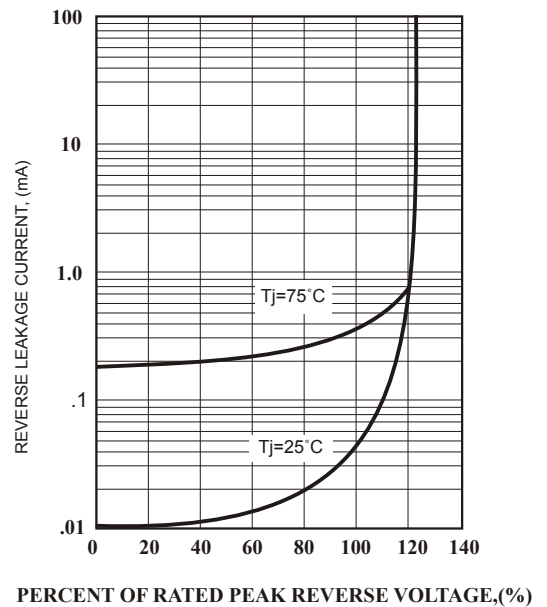


FIG.5 Typical Reverse Characteristics